

MOTOR LOCKS **ABLOY®** EL648, EL654 WITH HOOK BOLT

SCANDINAVIAN RANGE



ABLOY® EL648 and EL654 are heavy duty motor locks with hook bolt for narrow stile doors. They provide superior mechanical strength against physical attack.

TECHNICAL DETAILS

Operating voltage	12 - 24 V DC +15%, stab. 12 V AC (-10%/+50%) RMS
Current	Normal 150 mA Idle 70 mA Max. 750 mA
Adjustable delay	2..15 sec
Temperature range	-20°C...+60°C
Hook bolt	22 mm
Backset	25, 35 mm
Forend	25 mm

FINISH

Chrome plated forend

CYLINDERS

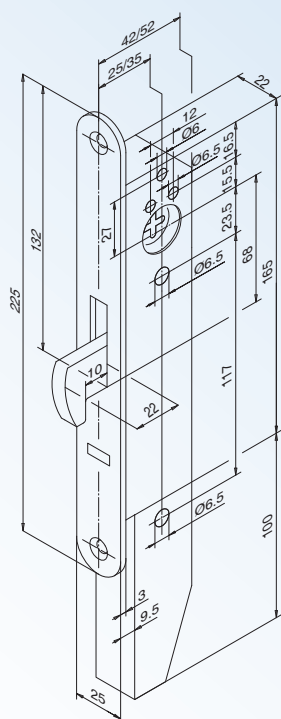
- Scandinavian oval type; **ABLOY® NOVEL**, **ABLOY® PROTEC**, ASSA, RUKO, TrioVing or other.

- Finnish type; **ABLOY® NOVEL**, **ABLOY® PROTEC** or **ABLOY® CLASSIC**

PACKAGE

Lock case, control unit, striker plate EA300 with door contact, connection plugs, fixing screws and lock case manual.

DIMENSIONS



This document may not be used in the installation of a lock. Drilling and wiring diagrams and installation instructions are included in the lock case manual, which is included in each lock case package. We reserve the right to make alterations to the products described in this leaflet.

APPLICATION

ABLOY® EL648 and **EL654** are used as high security auxiliary locks e.g. in gates and exterior doors of industrial premises, shopping centres and business premises etc. The locks are especially suited for use in sliding doors as they can be installed in door frame or door leaf.

ABLOY® EL654 can be installed together with e.g. **EL402**, when both locks can be controlled individually. **EL402** has a double action bolt for quick and easy locking and is well suited for doors that are frequently used in daytime. **EL654** is ideal for night time locking which requires greater strength and security.

Both **ABLOY® EL648** and **EL654** can be controlled by a variety of electrical impulse generating equipment, e.g. card reader, keypad or timer. The locks are suitable for use with door automatics.

Available also: **EL655** compatible with Finnish type cylinder.

ABLOY® EL654 and control unit **EA470** are ASSA ABLOY Hi-O Technology TM certified products.

FUNCTION

Bolt is withdrawn and thrown by motor. Lock case is connected with a separate control unit included in the lock package. Striker plate **EA300** with integral door contact must be used with the lock. Opening impulse withdraws the hook bolt. The hook bolt is released when the door closes or after set delay.

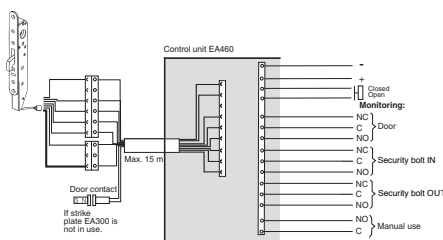
ABLOY® EL648 can be configured to fail locked or fail unlocked mode in case of power failure (requires a backup card connected to the **EA460** control unit).

ABLOY® EL654 enables data communication between lock case and control unit **EA470**. When installed together with **EL480** / **EL482** / **EL402** / **EL490**, the lock offers the following options for operation:

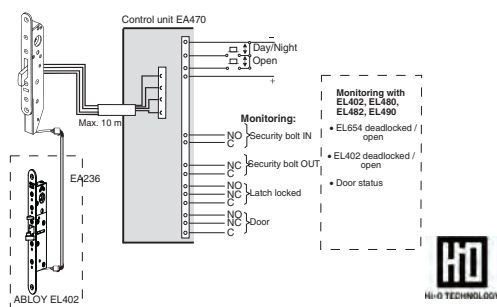
- both locks are deadlocked
- **EL480** / **EL482** / **EL402** / **EL490** is deadlocked, **EL654** is open
- both locks are open

WIRING PRINCIPLE

EL648



EL654



CYLINDERS AND ACCESSORIES (Please order separately)

	ABLOY® NOVEL	ABLOY® PROTEC	CABLES	SHORT CONNECTION CABLE (EL654)	LEAD COVERS	BACKUP CARD (EL648)
Single with thumbturn	CY201U / 6415 (SO)	CY201N / 6415 (SO)	EL648: EA214 (6m) EA224 (10m)	EA235 (EL490) EA236 (EL402, EL480, EL482)	EA280 EA281	952169
Double	CY202U / 6412 (SO) CY044U (F) CY065U (F)	CY202N / 6412 (SO) CY044N (F) CY065N (F)	EL654: EA216 (6m) EA226 (10m)			

(F)= Finnish cylinder (SO)= Scandinavian oval



www.abloy.com

Abloy Oy
Wahlforssinkatu 20
P.O.Box 108
FI-80101 JOENSUU
FINLAND
Tel. +358 20 599 2501
Fax +358 20 599 2209

